


Cedar Valley

Handcrafted Shingle Panels

Standard 1 Course 7 1/8" Exposure Even Buttline Panel

1 courses at 7 1/8" exposure

21 panels cover 100 square feet



Actual size
8.5" X 96"

Job Lot Price \$	Panels per unit	
	315	

1 Course Open Keyway Even Buttline Panel

1 course at 7 1/8" exposure

21 panels cover 100 square feet




Actual size
8.5" X 96"

Job Lot Price \$	Panels per unit	
	315	

7 1/8" Flush Mount Corners

Both Available in 90 degree and 135 degree



90 degree \$	Lineal Feet/Bundle	135 Degree \$	Lineal Feet/Bundle
	4.75 L.F.		4.75 L.F.

****All corner bundles contain 8 Pieces**

1 Course 7 1/8" Exposure Staggered Buttline Panel

1 course at 7 1/8" exposure

21 panels cover 100 square feet




Actual size
8.5" X 96"

Job Lot Price \$	Panels per unit	
	315	

3-Course Even Buttline Panel

with 7-inch Exposure* (21.3"x96" net).



Staggered Buttline Panels

are available in 3-, 4- and 5-Course (21.3"x96" net).

